









3.1.4 Worksheet

1. Somebody help! The steps in wudu are out of order in this diagram. Please number the steps correctly and write down what you are to do in each step. The first one has been done for you.

			<div>Niyyah</div>	<div>Start with 1, then 2, then 3, then 4, then 5, then 6, then 7, then 8</div>
<div></div>	<div></div>	<div></div>	<div></div>	<div></div>
				
<div></div>	<div>1. Wash your hands while saying I intend to do the sunnahs of wudu</div>	<div></div>	<div></div>	<div></div>

2. Explain how you wash each of the following body parts when you are making wudu. The first one has been completed for you.

A. The hands

Wash your hands while saying the niyyah for the sunnahs of wudu in your heart. Wash your hands all the way up to and including your wrist.

B. The mouth

C. The nose

D. The face

E. The arms

F. The head

G. The feet
